

YOUR GUIDE TO

# Selling

**JUST BETWEEN  
FRIENDS**

with JBF Houston-Kingwood | Atascocita



*Clean out & cash in!*



[kingwood.jbfsale.com](http://kingwood.jbfsale.com) |



Consignor Group |



Instagram

# Welcome!



## Let's do this together!

**If you've got kids... you've got clutter! At JBF you can sell all of your outgrown children's items in one place, at one time... AND earn top dollar!**

If you're a First-Time Seller, you'll find everything you need to know —right here in this Guide—to help you turn your outgrown kid items into CA\$H.



**Gather**



**Sort**



**Inspect**



**Price**



**Prep**



**Drop Off**

# Table of Contents



Below you will find a CLICKABLE table of contents. Click the link to jump to the corresponding page number!

.....

<u>Earnings</u> .....	4
<u>Consignor Schedule</u> .....	5
<u>How To Register</u> .....	6
<u>Acceptable Items</u> .....	7-14
<u>Supplies</u> .....	15
<u>Quality Standards</u> .....	16-17
<u>Pricing</u> .....	18
<u>Creating Tags</u> .....	19
<u>Printing</u> .....	20
<u>Tagging Toys</u> .....	21
<u>Tagging Clothing</u> .....	22-23
<u>Tagging Shoes</u> .....	24
<u>Tagging Books, Puzzles, Games</u> .....	25
<u>Tagging Bedding</u> .....	26
<u>Large Item Tags</u> .....	27
<u>Drop Off</u> .....	28-29
<u>During the Sale</u> .....	30
<u>Quick Links</u> .....	31



# \$\$\$



# Earnings!

**Average consignors sell over \$345!**

- ★ Consignors earn **60%** less a \$13.50 consignor fee
- ★ We offer seasonal positions starting at **\$9-10** per hour based on previous JBF sale experience
- ★ .plus, consignors & team members shop **first** plus get a FREE presale pass and 2 guest passes!

next page



## Team Member Applications

Open  
January 3, 2024



[kingwood.jbfsale.com](http://kingwood.jbfsale.com) |



[Consignor Group](#) |



[Instagram](#)

# Consignor Schedule

**JUST BETWEEN FRIENDS**

**JUST BETWEEN FRIENDS**

## Kingwood/Atascocita

THE GYM | 2325 ATASCOCITA RD. | HUMBLE 77396

### CONSIGNOR & TEAM SCHEDULE- SPRING 2024

MON FEB 19	WED FEB 21	THUR FEB 22	FRI FEB 23	SAT FEB 24	SUN FEB 25
<p><b>Unload &amp; Setup at Venue</b> </p> <p>1pm-6pm</p> <p><b>Team Shifts</b> </p> <p>5 hour shifts available</p>	<p><b>Team Members Shop + 2 guests</b> </p> <p>9am Entry Ticket Required*</p> <p><b>Sellers Shop + 2 guests</b></p> <p>10am Entry Ticket Required*</p>	<p><b>Open to the Public</b> </p> <p>9am-8pm</p> <p><b>2nd Drop off</b> </p> <p>4pm-7pm Large Items, Toys and Shoes ONLY</p> <p>Check in at HOLD desk</p>	<p><b>Open to the Public</b> </p> <p>9am-8pm</p> <p><b>2nd Drop off</b> </p> <p>9am-10am Large Items, Toys and Shoes ONLY</p> <p>Check in at HOLD desk</p>	<p><b>Public Half Price Day</b></p> <p>9am-2pm</p> <p><b>Sort Team Shop</b> </p> <p>1pm -2pm</p> <p>75% of all donates. MUST work Sort shift to be eligible.</p> <p><b>Sort</b> </p> <p>3pm-9pm</p> <p>\$60 Sort Shift available</p>	<p><b>Consignor Pick Up</b> </p> <p>9am-11am</p> <p><b>Breakdown</b> </p> <p>9am -2pm</p> <p><b>Team Shifts</b> </p> <p>5 hour shifts available</p>
<p><b>TUE FEB 20</b></p> <p><b>Express Consignor Drop Off</b> </p> <p>By Appointment 9am-6pm</p> <p><b>Consignor Drop Off</b></p> <p>By Appointment 10am-7pm MUST be out of building at 8pm</p> <p><b>Team Shifts</b> </p> <p>\$60 Drop Off shift 5 hour shifts available</p>	<p><b>Social Ambassador Shop + 2 guests</b></p> <p>10am Entry Ticket Required* MUST complete Social Ambassador program</p> <p><b>Social Ambassador or Seller QR code serves as your presale ticket.</b></p> <p>**QR code may be shared with 2 guest each day for entry.</p>	<p><b>Half Price PreSale</b> </p> <p><b>Team Members and Social Ambassadors + 2 guests Shop</b></p> <p>3pm entry Tickets Required*</p> <p><b>Sellers Shop + 2 guests</b></p> <p>4pm entry Tickets Required*</p>	<p><b>Sort</b> </p> <p>3pm-9pm</p> <p>\$60 Sort Shift available</p> <p>*Seller pickup after Sort for those working Sort shift</p>	<p><b>Team Shifts</b> </p> <p>5 hour shifts available</p> <p><i>Want to earn more?</i></p> <p><b>Join the Team!</b> JBF Kingwood  Atascocita offers seasonal positions for sale week starting at \$9/hour. Team Member applications open January 3, 2024.</p>	

  @jbfkingwoodatascocita  
kingwood.jbfsale.com

# STEP #1 Register

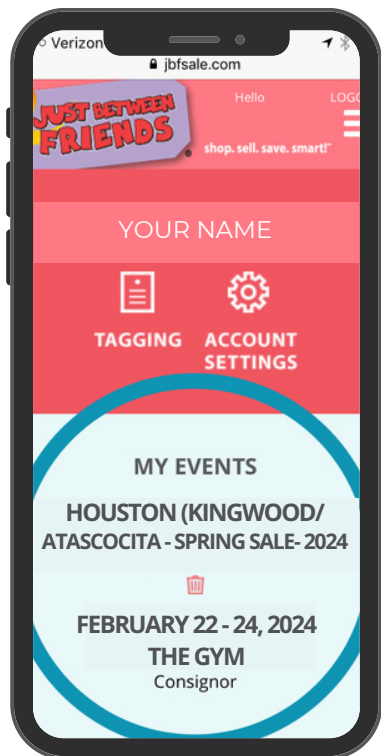
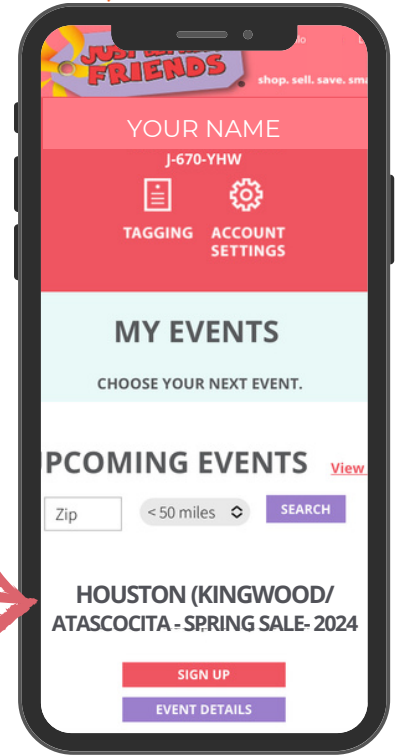


## First Things First: REGISTER

Returning consignors, [CLICK HERE](#) to log in.

New consignors, [CLICK HERE](#) to create a JBF profile.

Find our upcoming Houston (Kingswood/Atascocita) sale and click "sign up".



## Ensure that you registered properly!

The upcoming sale should now appear under "my events".



*click here!*

How to Sign Up to Sell  
YouTube video

**After registering on the tagging website, you will receive an email with a LINK to make your drop off appointment & prepay your consignor fee!**



kingwood.jbfsale.com |



Consignor Group |



Instagram

# STEP #2 *Gather*



## Kids Grow Fast!

Sell your outgrown clothing, shoes, toys, books, games and so much more! Don't forget to check ALL OVER your home!



You will find graphics on the following pages about what we ACCEPT and what we DO NOT ACCEPT at the sale.

Remember that JBF sales are seasonal. While we are an All-season sale, fall & winter items sell better at the September sale!

## Check all over your home!

### Bedrooms

- clothing + shoes
- lamps + rugs
- gliders + rockers
- boppies + monitors

### Closets

- sheets + towels
- diapers + new supplies
- step stools
- pillows + blankets
- maternity wear

### Playrooms

- puzzles + games
- family DVDs
- dress up + costumes
- crafts + supplies
- instruments
- gaming systems

### Bathrooms

- diaper disposal systems
- bath toys + supplies
- newborn tubs

...and check the garage!



## Have any of these hot-selling items?

### Large toys

- exersaucers
- rockers
- play kitchen sets
- tool bench play sets

### Furniture

- toddler beds
- dressers + bassinets
- rockers + bouncers
- changing tables

### Feeding supplies

- new pacifiers
- dishes + lunch boxes
- sippy cups + boosters
- safety items

### Outdoor toys

- bikes + trikes
- scooters + skates
- ride-on toys
- playhouses





# What We Accept

## CLOTHING, SHOES & ACCESSORIES

### TOPS

Short and long-sleeved: onesies and shirts



### BOTTOMS

Leggings, long pants, jeans, shorts and skirts



### PAJAMAS

All pajamas, sleepers and sleep sacks



### SHOES

Sandals, rain boots, Crocs, flip flops, athletic, & water/swim shoes



### OUTERWEAR

Jackets, coats, sweatshirts and sweaters



### SWIMWEAR

Swimsuits & accessories



### DRESSES

Dresses and rompers



### OUTFITS

Items sold in a set



### NO THANK YOU ITEMS

- X USED underwear
- X stained clothing
- X holes in clothing
- X adult clothing (maternity accepted)
- X adult accessories
- X adult shoes

### SORT CLOTHING BY CATEGORY

At drop off, you will place your clothing items on racks after inspection according to:

- Gender
- Size
- Category

**SAVE TIME** by sorting your items prior to drop off in this order when loading up.

Remember to look over you items for stains, pilling, holes and broken zippers to speed up your inspection appointment.



# Item Limits

**10**  
TAGS

## MATERNITY CLOTHING

Limited to your best 10 maternity items. Must be maternity items (no regular women's clothing). All seasons of maternity accepted.

**20**  
TAGS

## TEEN/ JUNIORS CLOTHING

Limited to your best 20 juniors items. Must be juniors styles and brands current within the last 5 years. No regular women's/men's clothing. Mall brands preferred - American Eagle, Lululemon, Nike, Under Armor, etc..

**10**  
TAGS

## BEDDING & BLANKETS



**10**  
TAGS

## MOMMY MART

**NO GLASS ITEMS!!**




Limited to your best 10 best items. No GLASS items this sale.


**5**

TAGS

## PLUSH TOYS



Limited to your best 5 stuffed animals. No limit on licensed, i.e. Disney, Squishmallow



## ONESIES

### ONESIES MUST BE PART OF A BUNDLE/OUTFIT

i.e.- bundle of 2-3 onesies together or outfits including onesie/pants. We are no longer accepting single onesies.

# Other Items We Accept

**Safety First:** All items must meet safety standards. Please check for recalls and be sure all safety straps are included.

## FEEDING:

Plates, cups, utensils  
NEW nipples & pacifiers  
bottles with used  
nipples removed,  
manual breast pumps,  
used breast pump  
accessories (except  
tubing must be new)



## STUFFED ANIMALS:

Licensed character (like  
Disney, etc) or  
animated/ electronic  
stuffed animals, Build-A-  
Bear



## BEDS/SLEEPERS:

Cribs, toddler beds  
bed rails, co-sleepers  
bassinets



## BOOKS:

Soft, board picture,  
chapter, educational,  
tween, homeschooling



## "NO THANK YOU" ITEMS

- X formula
- X food
- X medicine
- X USED open-system breast pumps
- X breast pumps provided by insurance
- X USED pump tubing
- X USED nipples & pacifiers
- X basic stuffed animals
- X infant sleep products that are not compliant
- X boppy loungers
- X drop-side cribs
- X ALL crib bumpers
- X baby wedges/sleep positioners
- X full+ size beds
- X full+ size bedding
- X adult books
- X cookbooks
- X self-help books
- X R-rated DVDs
- X adult content DVDs
- X VHS tapes
- X CDs

**Please ensure all items have working batteries and all parts/pieces necessary for operation.**

**Please ensure items are clean, complete and current!**

**INFANT ITEMS**

Carriers, boppy pillows, diaper bags, swaddlers, nursing bras, breast milk storage, infant safety items, baby monitors, diapers



**TOYS**

For infants - teens  
electronics  
sporting equipment



**"NO THANK YOU" ITEMS**

There are some items we know we cannot sell, no matter what the season due to safety concerns.

- X items with stains (no matter how small the stain is)
- X items with rips/tears/holes
- X items with excessive fading or pilling

- X items that are dirty, have scribe, etc
- X items missing parts or pieces

- X items not in full working order

- X items that are very old/vintage
- X outdated styles
- X porcelain dolls
- x happy meal and Dollar Store toys

**PUZZLES/GAMES/CRAFTS**

wooden/cardboard puzzles  
all pieces/parts present  
boxed crafts only (no bags please)



**ROOM DECOR**

Children's room & bathroom decor  
Mobiles, sound machines  
Changing pads



**POTTY/BATH**

Clean potty seats  
Diapering accessories  
Baby bath tubs, towels



**MOMMY/DADDY MART:**

Brand new small kitchen appliances, like-new serveware, bakeware, brand new dishtowels, wall art, clocks & decor (NO linens, curtains or frames) -- think items you would find at Home Goods, like-new tools, BBQ sets.

**\*\*NO GLASS ITEMS\*\***

**\*\*all items must be less than 5 years old. MAX 10 items per consignor**

# JUST BETWEEN FRIENDS Other Items We Accept

**These items are a "YES!" at any of our sales (and we sell 90% of these items)!**

**Safety First:** All items must meet safety standards. Please check for recalls and be sure all safety straps are included. These items require a "large item claim ticket". See Consignor Guide for details.





# ITEMS WITH SAFETY CONCERNS

Due to safety concerns/risks, the following items are not accepted or restricted. See details below..



## Incline Sleepers

Due to risk posed to infants, incline sleepers can no longer be accepted at Just Between Friends sales. A notice was provided by the CPSC on November 11, 2018 in which these sleepers were deemed unsafe after repeated incidents of infant suffocation.



## Cribs made before June 28, 2011

All Cribs made before June 28, 2011 are no longer considered safe for infants—that includes all dropside cribs as they pose significant risks to infants. They cannot be sold or donated.

For cribs manufactured on or after June 28, 2011, a completed Crib Waiver is Required. Download crib waiver [HERE](#).



## Crib Bumpers

All types of Crib Bumpers are no longer considered safe for cribs. These will not be accepted or sold at Just Between Friends Sales.



Car Seat & Crib Waivers are required

## Car Seats

- Must have 1 full year of use left before expiration
- Must include waiver AND manual for each component (i.e. car seat and base need separate manuals and waivers even if sold together)
- Find the car seat waiver [HERE](#)



# Safety Matters

## TOP 10 SAFETY ALERTS



Bumbo Seats



Chico Polly High Chairs



4moms MomaRoo & RochaRoo



Summer Infant Baby Bather



Boppy Lounger



Infantino Infant Carriers



All Crib Bumpers



All Incline Sleepers



Macleran Strollers



B.O.B. Strollers

## INFANT SLEEP PRODUCTS



**JBF accepts cribs, bassinets, cradles, bedside sleepers, and play yards** that meet current Safety Standards set by the Consumer Product Safety Commission and JBF quality/condition standards.

For all other items marketed or intended to provide a sleeping accommodation for an infant up to 5 months of age, the product must have a stand, meet stability requirements, and have a side height of at least 7.5 inches.

**All other infant sleep products are not accepted for resale at JBF.**

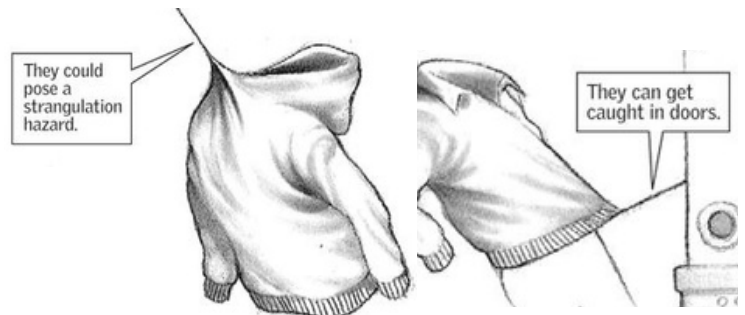
## HELP STOP TIP OVERS



**All furniture over 27-inches** will be sold with safety straps to anchor furniture to the wall safely.

We will provide safety straps for your items when you drop it off at the JBF sale.

## DRAWSTRING SAFETY



**Upper Outerwear WAIST Drawstrings** should be 3-inches or shorter and sewn to garment at mid-point so string cannot be pulled to one side.

**Upper Outerwear NECK Drawstrings** should be removed completely.

# Supplies



## You will need a few basic supplies to get started!

All of these supplies can be found at office supply stores, craft stores, the Dollar Store, or use the clickable Amazon links below! Use your own printer or print at OfficeMax, shipping stores, or the local library!



**WHITE CARDSTOCK** Get on Amazon [HERE](#). Also found at Office Supply & Craft stores!

### TAGGING GUN OR SAFETY PINS



Tagging gun on Amazon [HERE](#). Please read the Tagging Gun Guidelines [HERE](#) to ensure you do not damage your items!

Safety pins on Amazon [HERE](#). Also found at craft stores, Walmart & the Dollar Store.

### HANGERS



We accept any type of hangers! Many stores will give them away for free - Old Navy, Carters, etc. Dry cleaners recycle them. Ask friends/family!

### ZIP TIES OR CURLING RIBBON



Get zip ties on Amazon [HERE](#). Also found at hardware store & Dollar Tree!

Get curling ribbon on Amazon [HERE](#). Also found at craft stores & Dollar Tree!

### PAINTER TAPE & PACKING TAPE



Get tape on Amazon [HERE](#). Also found at hardware store & Dollar Tree!

### DOLLAR TREE OR WALMART



STEP #3

# Sort



Remember the



## Keep | Toss | Sell

It's okay to **KEEP** the items that you just aren't ready to part with yet. **TOSS** the items that are too well-loved.

### SELL the items that meet these 4 C's:

**CLEAN-** no stains, rips, pilling, excessive wear, smoke/pet odors

**CURRENT-** no outdated styles, appropriate season

**COMPLETE-** no missing pieces

**COMPLIANT-** no recalls, all safety straps present

### Examples of items we are NOT able to accept:



**NO  
THANK YOU!**





# STEP #4 *Inspect*



## Wash & Clean ALL Items

**The newer it looks, the better it sells.** A quick wash, or wipe down might be all it takes to get your items sale ready! Shoppers want to buy items in great condition for their family to use and enjoy!

**Wash all clothing, bedding, and cloth items on equipment. Wipe down all non clothing items and clean shoes thoroughly. Magic Erasers work really well on shoes!**



## ITEMS TO DOUBLE CHECK:

- ALL SHOE & SOCKS BOTTOMS
- OUTDOOR TOYS
- BABY/INFANT TOYS
- PACK & PLAYS
- HIGH CHAIRS & BOOSTERS
- STROLLERS
- CARSEATS & BOOSTERS
- POTTY CHAIRS
- SIT IN BOUNCERS
- BABY WALKERS



# STEP #5 Price Tips



## We recommend pricing at 1/3 of retail!

**Shopper-focused pricing** - Ask yourself, "What price would make me buy this item without hesitation...and brag about my bargain to my friends?"

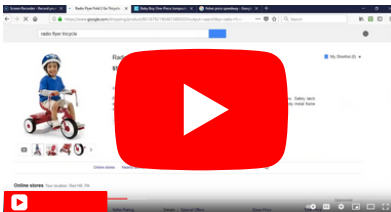
<u>Examples:</u>	Bargain Brands	Mall Brands	Boutique Brands
<b>PJs</b>	\$2-3	\$3-4	\$5+
<b>T-shirts</b>	\$1-2	\$2-3	\$4+
<b>Jeans</b>	\$2-3.50	\$3-5.50	\$6+
<b>Dresses</b>	\$2.50-4.50	\$3.50-6	\$6-8+
<b>Sneakers</b>	\$3-6	\$4-7	\$8+

**Bargain brands** = Cat & Jack, Garanimals, Cherokee, etc (retail \$4-10)  
**Mall brands** = Carter's, Children's Place, Department store brands (retail \$6-15)  
**Boutique brands** = Crewcuts, Mudpie, Janie & Jack, Matilda Jane, RuffleButts

-  Price **HIGHER** for:  
new with tags, big kids/juniors sizes
-  Price **LOWER** for:  
baby sizes under 12 mo, maternity

### Pricing TIPS:

- ✓ Create sets or bundles. Put outfits together if they were purchased together, or a set of same-size onesies. Bundle 6 pair of socks together, or several superhero figures. Shoppers love it, and you only have to create one JBF tag!
- ✓ Price nonclothing items (toys, books, games) at 1/3 of retail price!



### Pricing VIDEO!

Still unsure about pricing?? Watch our pricing how-to video [HERE](#).

# STEP #5

# Creating Tags

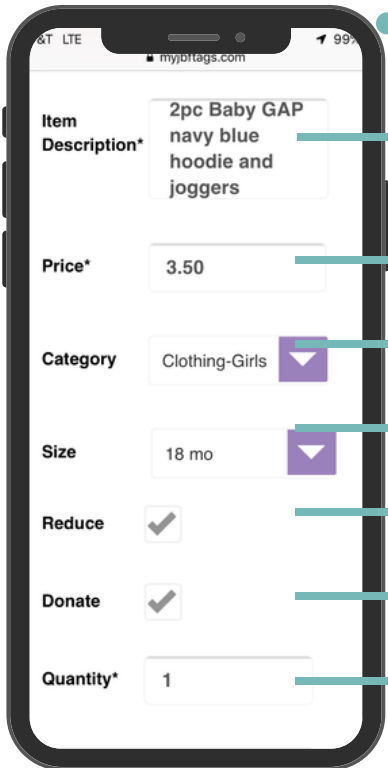
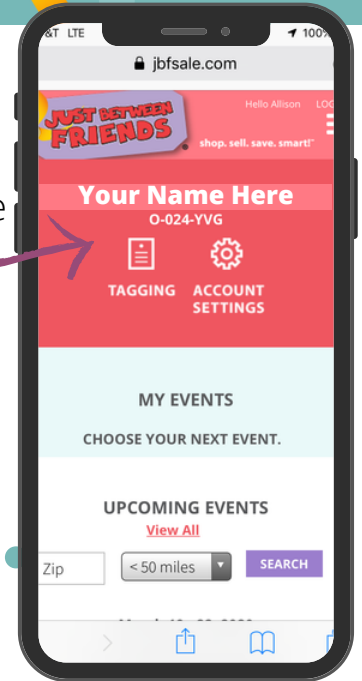
**JUST BETWEEN FRIENDS**



## Where to Create Your Tags

Now that your items are inspected and bundled, it's time to log in to your JBF Profile and enter your tag data.

1. [www.myjbftags.com](http://www.myjbftags.com)
2. login
3. click on TAGGING



## Creating Tags

Include brand, colors, number of pieces included

You choose the price

Choose the category that fits best (leave blank if you can't decide)

Indicate size for clothing and shoes

A check mark here will allow your item to reduce on 25% off and 50% off day

A check mark here will allow your item to be donated if unsold

This feature is if you have more than one of the exact same item and want to create several tags at once



**How Reducing & Donating Helps Your Items Sell!**



## TIP! Talk-to-Text

If you are entering tags on your mobile device, use talk-to-text to go even faster.



[kingwood.jbfsale.com](http://kingwood.jbfsale.com)



Consignor Group



Instagram

# Printing Tips!



Don't have a printer?

Email:

[amandahenery@jbfsale.com](mailto:amandahenery@jbfsale.com)



## Printing your tags:

Print tags on 8.5"x11" **white cardstock (not regular paper)**

Tags automatically print 9-per-page.

1. Select checkboxes next to the tags that you want to print.
2. Hover over "print tags" and select "PDF".
3. \*\*\*once printed tags cannot be altered without REPRINTING them!



**NOTE:** if you are printing from a mobile device you will have to print in HTML format. We DO NOT recommend printing in HTML format as it creates scanning issues at the register (tags are a little smaller)

You can also download the PDF of tags and take to OfficeMax, a shipping store, or your local library for printing. Bring your own cardstock to save \$\$!



## Printing trouble?



Is your Adobe PDF up to date? You can download the latest version for FREE!

Printing works best in FIREFOX. Try a different web browser!

When using a Mac, you may have to download tags first, then print from the download. Try Google Chrome if you are using a Mac.



[kingwood.jbfsale.com](http://kingwood.jbfsale.com) |



[Consignor Group](#) |



[Instagram](#)

# STEP #6 Prep



## Preparing Your Items & Attaching Tags

Now that your JBF tags are printed, cut them apart and sort them by gender, type and size to make this step go smoother.

# TOYS & ITEMS WITH LOOSE PIECES



- Tag is attached securely with lots of tape or a zip tie + tape
- All pieces secured together in a ziploc bag. Bag taped shut
- Must have all pieces and must have working batteries!



# STEP #6 Prep



## CLOTHING

### Hanging & Tagging Clothing

All clothing should be hung (besides onesies & sleepers up to 24 months, which can be bagged in a ziploc. We recommended hanging though!)

Hanger should look like a "?"

Tag should be attached in the upper left corner, or the manufacturer's tag if using a tagging gun



### Tagging Gun

If you use a tagging gun to attach JBF tags, only puncture the manufacturer's tag or an inside seam (at the neckline or left armpit) so that you do not damage the fabric.



# STEP #6 Prep



## CLOTHING & ACCESSORIES



### Creating Outfits & Bundles

It's okay to bundle items into sets.

All items on a hanger must be the same size

Hang one item on the hanger, then secure pieces to hanger using safety pins.



### Bundling in Bags

**Multiple onesies**—that are all the same size & **stain-free!**—can be folded neatly and placed in a bag. Tape bag closed and securely tape the tag to the outside.

Same with **socks & accessories** like hairbows & infant mittens. Lay items flat & squeeze the air out of the bag. Tape closed. Attach tag securely. Bigger accessories like a baseball cap do not need to be bagged. Just attach the tag with a safety pin or tagging gun!



# STEP #6 Prep



## SHOES



### Shoes

Shoes should be in like-new condition with no scrapes, worn toes, dirt or scuff.

Attach shoes together securely with a zip tie or curling ribbon.





# STEP #6 *Prep*



## BOOKS, GAMES, PUZZLES & CRAFTS

### Tape

Only use painter's or masking tape on books, games, puzzles so that the cover is not ripped when the tape is removed.


### Bundling Books

We recommend selling books singly BUT if you have books of the same author or theme, you can bundle them together using a ziploc bag or curling ribbon

### Games, Puzzles, Crafts

Ensure all pieces are present. Crafts must be sold in boxes; no bagged crafts please.

Peg puzzles can be wrapped with plastic wrap and taped closed (see photo)



# STEP #6 Prep



## BEDDING & BLANKETS

### Sheets & Receiving Blankets


Can be bagged in a ziploc or rolled up and tied with a ribbon. Please check for stains!

### Blankets

Baby blankets or throw blankets can be draped over a hanger and pinned underneath so it doesn't fall off (see video)

### Bedding

Larger bedding sets can be placed in an XL ziploc or bedding bag (you can find bedding bags at the Dollar Tree!)



# STEP #6 Prep



## Large Item Claim Tickets



We provide **Yellow Claim Tags** for large items that might be too big or heavy for shoppers to carry with one arm. Yellow Tags will be available at Consignor Drop Off or at Tagging Supply Meets. **Secure & attach multiple parts** and print extra tags with counts added to description (1 of 3, 2 of 3, 3 of 3) so shoppers know what belongs with your item.

1

2

Cut price tag along dotted line



3

Staple top part of price tag to top of claim ticket, and bottom of price tag to bottom of claim ticket

**Items that require a claim ticket include:** baby equipment, strollers, pack n plays, furniture, outdoor toys like bikes and sandboxes, activity tables, walkers, jumpers, kitchens, vanities, cozy coupes, toy organizers, easels, train tables, shopping carts, ride on toys, car seats, bassinets, or any items of similar size!



**Pro Tip-** Keep your large item tags separate (do not attach to items) so you can easily create your Yellow Claim Tags at Consignor Drop Off.



# Drop Off

JUST BETWEEN FRIENDS

## Let's Get Your Items Packed Up

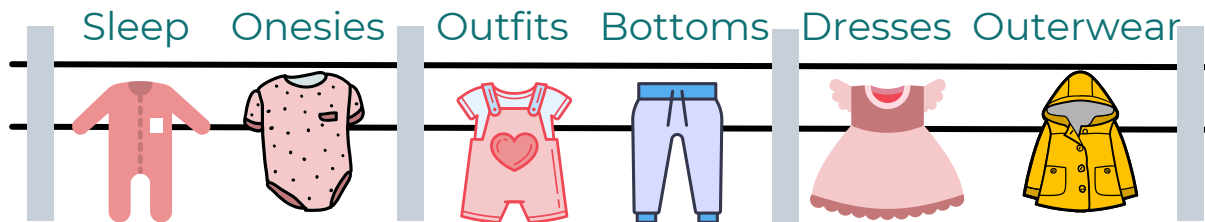


### You did it!

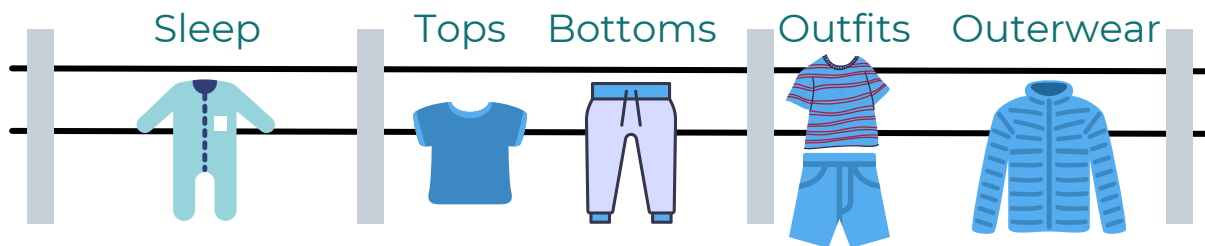
Now that your items are tagged, you'll want to pack items **organized by type and clothes by gender, size and categories below** so that your Drop Off process is easy and fast.

## SPRING Clothing Categories:

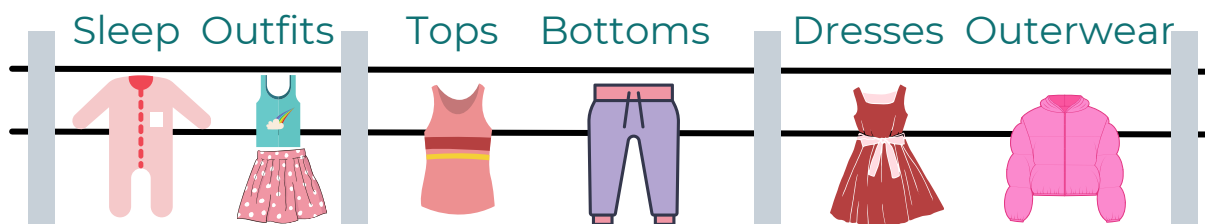
### Clothing Sizes Preemie/NB - 24mo



### Boys Clothing Sizes 2T - 20



### Girls Clothing Sizes 2T - 16



## Separate Rack: Boutique, Swim, Dance/Sports, Costumes

**Please note:** We are not able to store any personal totes or containers at the venue. Make sure to bring your totes/containers home after all items are put out on the sales floor. Boxes, bags, and totes are subject to checking upon exiting the building. We want to keep your items safe & secure!

# Drop Off

JUST BETWEEN FRIENDS



## You did it!

Now that your items are packed and **organized by gender, size and category** your Drop Off process will be easy and fast.

## Seller Drop Off for JBF Kingwood | Atascocita

**February 20th from 10am-7pm**

**THE GYM | 2325 ATASCOCITA RD IN HUMBLE**

**RESERVE YOUR DROP OFF APPOINTMENT ON THE WEBSITE**

- 1** **Schedule your drop off time when you register & complete your Consignor Waiver.** We can not add you in our system unless you have completed both. Plan for 60-minutes to drop off your items. Longer if you have 250+ items to drop off. Drive to...Park...Enter...and **Check In!**
- 2** First stop is Clothing Inspection. You will place your clothing on the inspection racks to be inspected.
- 3** You will place non-clothing items in "drop zones". These are general categories like "boys toys", "girls toys", "infant toys", "puzzles", "games", "crafts", etc. We will place items out on the shelves for you.
- 4** For your Large Items, you will create & attach a yellow tag to the items. Security tags are available to use as well as a high value item that will be secured and displayed on the sales floor. **Any items that a child sits in, is carried in, or sleeps in will be inspected at our Safety & Recall Station.**
- 5** Return to Clothing Inspection to pick up items. You'll hang all clothing in gender/size/category areas on the racks. The more organized you are, the easier drop off will be!

*That's It! You're Done!*

# During the Sale

JUST BETWEEN  
FRIENDS®

Make time to  
**SHOP**



MAKE SURE YOU GET THE BEST  
DEALS FOR YOUR FAMILY! CHECK  
THE SCHEDULE [HERE](#)



## Watch Your Consignor Check Grow

You can view your sold items! Log in to your JBF Profile, click on TAGGING, then choose REPORTS. Consignor checks are sent via EMAIL 2 weeks after the sale ends.



## Share Free Tickets

Now is the time to tell everyone to shop! The more you share, the bigger your consignor check will grow. Be sure all the families in your life know about the resource of JBF this week!



**If you choose to donate your unsold items,** they are distributed to help local families through our Charity Partner. You'll receive a donation receipt for tax purposes upon request.



**Pickup FEB 25 9am-11am.** Plan for 20-30 minutes to pick up your items. Longer if you have 100+ of unsold items. Drive to...Park...Enter...and Check In...you will receive your Consignor Pick Up Checklist.



[kingwood.jbfsale.com](http://kingwood.jbfsale.com) |



[Consignor Group](#) |



[Instagram](#)

# Quick Links



## Just Between Friends Houston- Kingwood | Atascocita

[100% of \\$100 Form](#)

[Location & Directions](#)

[Boutique Brands](#)

[Pick Up Details](#)

[Car Seat Waiver Form](#)

[Safety & Recall Guide](#)

[Charity Partner Information](#)

[Sales Floor Map](#)

[Community Facebook Group](#)

[Sale Schedule-](#)

[Consignor Shopping Tickets](#)

[Consignor](#)

[Consignor Registration](#)

[Sale Schedule-Shopper](#)

[Consignor Waiver](#)

[Shopping Tickets](#)

[Crib Waiver Form](#)

[Tagging Supply Links](#)

[Drop Off / Express Appointments](#)

[Tagging Videos](#)

[Facebook Page](#)

[Valet Consignor](#)

[Instagram Page](#)

[Waitlist](#)

[Website](#)

